

TriState Helicopter Club



TRI-STATE HELICOPTER CLUB

The Collective Pitch

From The President's Desk

The April Fun Fly is coming together. I was contacted by Chris Yingling and the event has been posted on Ron Lund's site. There are necessary evils that I need a couple of people to handle.

Food and beverages, Sign up AMA paperwork, vendor donations and site prep.

I believe the GCRCC has a grille on site that we can use. We will need a large cooler for pop and dogs. I'll take care of the AMA paperwork. I think Chris is going to solicit for vendor donations, I know

that RWK Hobbies has offered a Graupner product.

Site Prep will require two or three people late Friday afternoon to prep the grounds and to put the finishing touches on the flight stations. The one thing that everyone must do is to take any trash they generate home with them.

The last meeting we had our usual outstanding attendance, one of the newer members Chris Gum brought a model that he needed some help with and I believe John Anast was working with him.

Photo's to inspire.....



Slim Helson's B0-105.
Fuselage kit: Vario
Mechanics: Futura SE
Engine: Webra 75
Weight: 13 lbs..
Blades. NHP 710's
Radio: JR

AMA Chartered Club #3373

See us on-line at WWW.TSHC.ORG

CLUB OFFICERS

President:	Bob Belluomini	(513) 245-0590
Vice President:	Gayl Rotsching	(513) 761-1266
Treasurer:	Al Drees	(513) 791-5412
Safety Officer:	John Anast	(513) 829-3950
Secretary:	John Pennell	(513) 754-1577
Editor:	Dale Mercer	(859) 689-5953

From the President's Desk. (continued...)

If you need help with any of your projects there is a list on the club website of the members and the models they fly. Hopefully this will serve as reference allowing you to contact one of the more experienced members.

Soon we will be able to fly before the meeting, everyone is welcome to come out any time during the day and get some flying in, Slim always welcomes company. If you're having trouble locating a part for your model Slim can probably make it.

Toledo is just around the corner, if you've never gone to the R/C expo you owe it to yourself to

make the 3.5 hour trip to Toledo. The manufacturers always preview their newest products at this show. If it's a kit, fuselage, motor or some other accessory you're needing this is a great place to find it. I'm sure there are other members who would like to car pool and experience Toledo also.

There are some members enjoying the electric revolution, there are models ranging from Micro to Maxi for you to consider, I really believe this is the future of our hobby. Whatever your interest the club is here to help you get the most out of this exciting hobby, Enjoy!

Safety: First, Last — and ALWAYS !!!

There are several issues that I would like to review in this month's column on Safety: First, Last and ALWAYS !!! And they all have to do with the holding a SAFE fun fly.

I think that we (all) need to re-read the Safety guidelines that are published by AMA.

Our FIRST responsibility is to the SAFETY of ourselves and those around us. I put "ourselves" first in the sentence because it is usually "us" that is on the flight line with our model when disaster strikes "us".

It is also "ourselves" that are responsible for the safety of those around us. At a fun-fly, some of the people that are going to be in attendance will be spectators that are unaware of the dangers that these models can cause.

So—let's talk about specifics:

- 1) AMA Card: This is a BASIC requirement. NO ONE will fly without a valid, up-to-date AMA card.
- 2) Frequency Control: There will be many people flying on many frequencies. We must control the transmitters with the use of a secure impound area that is manned at all times during the event. (If you have any ideas on how to manage this, let's discuss them at the next meeting on 3/13 at Slim's).
- 3) Flight line: Even spaced flight boxes for each of the pilots that provides them clear field of view of the flight line, their model and the models of those around them.
- 4) Pits: the pits should not be used for run-up of blades. Engine starting and pre-flight is ok, but the primary use of the pits is for holding you and your "stuff" while you prepare to fly. Flying over the pits will get you grounded.
- 5) Spectator Line: we must keep a solid "Spectator" line that is controlled and prevents unauthorized personnel from entering the Pit area.
- 6) Tag line: this is normally set up at the transmitter impound area and is more like a "frequency reservation". This allows the pilot to put his/her name in sequence for the next available slot for their particular frequency. We will need a PA system to announce (call) the pilots for their slot opening. This also allows us to separate frequencies on the flight line by assigning flight boxes.
- 7) Fun: don't forget to have fun. The main purpose of the fun fly is to have fun. Learn from others. Make new friends. Eat too much food. Trade stories and helicopters. Promote the sport of RC Helicopters. Promote the club. I could go on....see you at the meeting!

AMA Information Corner — READ THIS !!! — I mean YOU!!!

2001 Insurance Summary — The FACTS about our AMA INSURANCE.

****Commercial General Liability Coverage**
(effective March 31, 2001)**

AMA Liability protection applies to bodily injury of property damage caused by an AMA member. Any AMA member who causes an accident must report that accident immediately to AMA HQ.

- Applies to accidents arising from the operation of model aircraft, rockets, cars and boats, in accordance with the AMA NATIONAL Safety Code(s).
- The Maximum per occurrence limit of coverage available by this policy is \$2,500,000 involving bodily injury and/or property damage with an overall limit of \$15,000,000 in the aggregate provided through additional policy(s). Model Cars, Boats and rockets are included. The Limits are for claims occurring during the policy period. Coverage is provided only for accidents arising from the model activities.
- Covers activities whether competition or sport worldwide. FAI events outside of the United States and Canada are covered by a separate policy.
- There is no coverage for a member who is in violation of the AMA National Safety Code when the injury or damage occurs. Also, there is no liability coverage for an AMA member-to-his-own-family *Household and Relative(s) living in the member's household for claims or suits.
- Is "excess" to any other applicable coverage such as homeowners.
- Has a \$250 deductible (Property damage only)
-

****Accident/Medical Coverage****

The Accident/Medical coverage applies to injuries resulting from flying or model operations regardless of who causes the accident. It reimburses an AMA member in accordance with

policy terms and conditions for only medical expenses (also the beneficiary for loss of life). The accident/Medical coverage works as follows:

- Provides up to \$25,000 for personal injury, and up to \$10,000 for dismemberment or death.
- Operates directly—does not require claim action by another person.
- Pays upon submission of bills or other documents certifying cost of treatment and that injury was caused by model operations.
- Reimburses medical expenses only after submission to any other health plan.
- Has a \$50 deductible.
-

****Fire, Vandalism and Theft Coverage****

- Provides up to \$1,000 for loss of aircraft models and accessories, including RC equipment. All theft loss claims must be accompanied by a police report. NOTE: There is no coverage if theft was from a member's unlocked vehicle or dwelling. There must be signs of forcible entry.
- Has a \$100 deductible
- Is "excess" to any other applicable coverage.

Claim forms and step-by-step filing procedures are available from AMA HQ. Call (765) 287-1256 ext. 252 for the Claim Representative in the Special Services Department. All claims need to be reported immediately. This information is only a brief summary. Complete details of coverage(s) reporting periods, and exceptions are contained in master policies on file at AMA HQ, available for \$5.00 per policy for handling and postage.

Please also note that a current (2001) AMA Membership is required in order to receive this or any other benefits that are for members only.

Treasurer's Report\$\$\$\$

We have a record **38 members!**

DON'T FORGET THAT YOUR DUES ARE NOW DUE!

Dues for 2001 are \$35.00 and are payable as on January 1st, 2001.

Please welcome our new full and associate members.

Our bank balance is still in the black and my report for this month is as follows:

Beginning Balance	\$ 722.66
Dues Received	\$ 350.00
Expenditures	\$ 92.97
Postage	\$ 49.21
New Balance	\$ 930.48

Please check the attached Membership Roster to confirm if all of your information is correct.

We are still missing some information (signified by **RED ??????**'s) from some of you (especially **AMA numbers**) and we cannot update our club roster to the AMA without your AMA number.

You can contact our Clubs' Newsletter Editor, Dale Mercer, or myself for any updates that you have to provide.

Al Drees, Club Treasurer.



Next Club Meeting:

WHEN: March 13, 2001

TIME: 7:30 PM

WHERE: Slim Helson's Aerodrome

See You There!

"Keep them rotors outta the dirt"



Services and Such

Slim's Chopper Repair "IF YOU CAN DRAW IT, HE CAN MAKE IT!"

Machine shop services are available from Slim Helson, call him at 831-3173. He offers a full range of machining services and custom fabrication. Slim also has an extensive Robbe/Schluter parts supply. Slim's shop is conveniently located at 1033 St. Rt 131 in Milford.

Vector Helicopters (Authorized Robbe Field Representative)

Building, setup or repair services for all makes of helicopters is now available. You can also get your wood rotor blades professionally built, weighted and covered to your specifications. Prices range from \$15-\$35 depending on size and complexity. Call John Anast at 829-3950 for an estimate. Remember - **No job is too BIG!** You can also e-mail John at: janast@tshc.org or visit his website at Vector Helicopters www.tshc.org/VectorHeli/vh.html

Web Sites

Helibuf's Home Page	http://www.helibuf.com
Bryce's R/C Heli Page	http://www.byelectric.com/~fribab/
East Coast Model center	http://www.ecmc.com/#rc
Heli-fever Web Page	http://helifever.com
Leisure Tech	http://24.113.44.156!/heli/
Rick's RC Heli	http://www.rcheli.com
Tailtr's R/C Heli Links	http://www.pcez.com/%7etailtr/links.htm

Hobby Shops

<u>Name</u>	<u>Phone Number</u>	<u>City / Area</u>
Al's Hobby Shop	630.832.4908	Elmhurst, Il.
Flight Zone	746-0015	Boone Co.
House of Hobbies	248-9220	Milford
Northern KY Hobbies	283-1110	Florence (YA'LL)
Phil's Hobbies	385-8616	Cincinnati
Pit Row	891-7487	Kenwood
Slim's Chopper Repair	831-3173	Milford
Starfleet Hobbies	984-9889	Blue Ash

Classified Ads

Jesse Shaw (call Slim Helson 513-831-3173 for info)

- Robbe Schluter JR 50 II. New only been flown 6 times, never wrecked. Custom paint, OS .46 Complete less radio and servos. ASKING \$350 OBO. I also have a Conquest canopy and stabalizers custom painted with Mystic paint Asking \$160 OBO.

Bob Belluomini 513-245-0590

- Robbe CSC-4 Helicopter Speed Control - \$75 obo
- Hitec 325 Fast Field Charger - \$35

Craig Gologowski email: GIARCG@worldnet.att.net

- Robbe/Schluter Moskito, numerous upgrades. Flies great! \$199

John Anast 513-829-3950 email: janast@tshc.org

Thunder Tiger Raptor 60 - YS STII - Hatori tuned muffler - Pristine condition - 2 flights - \$750 pictures on request

Thunder Tiger Raptor 46 - OS 46 - Hatori tuned muffler - Excellent cond.- only 6 flights - \$500

Robbe CSC-4 Helicopter Speed Control - \$75 obo

Hitec CG-320 fast delta peak charger - 4-5 cells at 4.5A, 8 cells at 1.8A - \$40 obo

New Stuff — almost.


Too bad department. Robbe initially announced that they were going to produce this fuselage for the Raptor and called it the Tiger Shark 2000. It generated quite a lot of interest— and some inquiries as to the price/availability. Price was quoted at \$125 + shipping. Robbe has decided to NOT produce it. Why? No answer.




How small can you go ?

Our very own club member, Brady Pack has been working on this really cool ultra small helicopter for a number of years and is just about ready to have it flying around.

Brady machined the rotor head and swash plate and built the mechanics out of balsa and carbon fiber. The rotor



blades are hand formed balsa as well.. Nice work Brady!



Tri-State Helicopter Club

Membership Roster

No.	Last Name	First Name	Member Type	Street Address	City	State	Zip	Telephone	AMA	Paid /owe
1	Anast	John	Full	5752 Lake Michigan Drive	Fairfield	OH	45014	(513) 829-3950	167274	YES
2	Abirached	Amin	Full	575 Haynes Road	Midland	OH	45148	(937) 783-3633	???????	no
3	Barrow	Dave	Full	5236 Madison Pike	Independence	KY	45051	(606) 357-1258	002534	no
4	Belluomini	Bob	Full	8872 Colrain Ave.	Cincinnati	OH	45251	(513) 245-9580	077207	YES
5	Bridges	Milt	Full	5319 Bonnell Road	Guilford	IN	47022	(812) 487-2100	208151	YES
6	Cooper	Scott	Associate	113 Cornell Drive	Bainbridge	NY	13733	(607) 967-3937	648750	no
7	Davis	Bob	Full	3935 Montgomery Road	Norwood	OH	45212		??????	YES
8	Drees	Al	Full	7810 Hartford Hill Lane	Cincinnati	OH	45242	(513) 791-5412	523403	YES
9	Duke	Terry	Full	12450 Stafford Road	New Carlisle	OH	45344	(937) 845-1306	055910	no
10	Dustrude	Ray	Full	8555 Lynnehaven Drive	Cincinnati	OH	45236	(513) 793-3982	042260	YES
11	Fisch	Ralph	Full	1706 Cottontail Drive	Milford	OH	45150	(513) 722-0664	592581	YES
12	Fuschen-Zanker	Cindy	Associate	Al's Hobby Shop	Elmhurst	IL	?????	(630) 832-4908	??????	no
13	Gaertner	Bob	Full	8311 Weller Road	Cincinnati	OH	45242	(513) 530-9676	000321	YES
14	Gallagher	Martin	Full	393 Ingram Road	Green Hills	OH	45218	(513) 742-2699	???????	YES
15	Galvin	William	Full	2252 Whitmer Road	Batavia	OH	45103	(513) 732-8659	598588	no
16	Golgowski	Craig	Full	5845 Price Road	Milford	OH	45150	(513) 248-1864	439037	YES
17	Gumm	Chris	Full	300 Knoll Ridge Ct. #302	Fairfield	OH	45014	(513) 829-4918	688284	YES
18	Harrison	John W	Full	1757 Marquette Avenue	Cincinnati	OH	45230	(513) 232-8833	609808	YES
19	Harrison	John C	Full	1757 Marquette Avenue	Cincinnati	OH	45230	(513) 232-8833	607543	YES
20	Helson	Slim	Full	1033 St. Route 131	Milford	OH	45150	(513) 831-3173	183940	YES
21	Hughes	Rick	Full	6591 Devon Drive	Middletown	OH	45042	(513) 779-3021	675987	no
22	Knott	Tim	Full	7757 Thomas Road	Middletown	OH	45042	(513) 423-5747	159321	YES
23	Noel	Daryl	Full	3811 Locke Street	Covington	KY	41015	(606) 491-2613	616833	no
24	Kosar	Richard	Full	1336 St. Route 131	Milford	OH	45150	(513) 831-1641	420322	no
25	Jacobs	Terry	Full	6653 Paxton-Guinea Road	Loveland	OH	45140	??????????????	??????	YES
26	Lynch	Tim	Full	6977 Panther Drive	Middletown	OH	45044	(513) 777-1054	??????	no
27	Mercer	Bryce	Full	6132 Woodcrest Drive	Burlington	KY	41005	(859) 689-5953	??????	YES
28	Mercer	Dale	Full	6132 Woodcrest Drive	Burlington	KY	41005	(859) 689-5953	629712	YES
29	Milligan	Rod	Full	4169 Heritage Glen	Cincinnati	OH	45245	(513) 752-9032	457808	no
30	Pack	Brady	Full	5917 Price Road	Milford	OH	45150	(513) 831-4900	577629	no
31	Pennell	John	Full	6512 Turtle Point Place	Mason	OH	45040	(513) 754-1577	427502	YES
32	Rotsching	Gayl	Full	263 Lux Avenue	Cincinnati	OH	45216	(513) 761-1266	097474	no
33	Roysdon	Daniel	Full	2649 Thomasville #1603	Cincinnati	OH	45238	(513) 481-5757	665017	no
34	Shaw	Jesse	Full	6685 Oakland Road	Loveland	OH	45140	(513) 722-8335	660435	no
35	Shurley	Carey	Associate	PO Box 953303	Lake Mary	FL	32795	(407) 771-7759	165910	no
36	Stephens	Dwayne	Full	9193 Sunderkand Way	West Chester	OH	45069	(513) 755-9193	006571	YES
37	Wiebold	Bill	Full	5950 Park Road	Cincinnati	OH	45043	(513) 831-3731	??????	no
38	Walton	Major	Full	1945 Lawn	Cincinnati	OH	45237	(513) 731-4284	339888	YES

Recent News Clips: the NTSB accident file.

NTSB Identification: **DEN01LA060**

When: March 02, 2001

Where: Jackson, WY

Aircraft: Hiller Bell 407

Registration: N9HE

Injuries: 1 Uninjured.

On March 2, 2001, at approximately 1240 mountain standard time, N9HE, a Bell 407, owned and operated by Helicopter Express, Inc., of Lawrenceville, Georgia, was substantially damaged when it collided with terrain while landing about 22 miles southwest of Jackson, Wyoming.

The commercial certificated pilot, the sole occupant aboard, was not injured. Visual

meteorological conditions prevailed, and no flight plan had been filed for the positioning flight being conducted under Title 14 CFR Part 91.

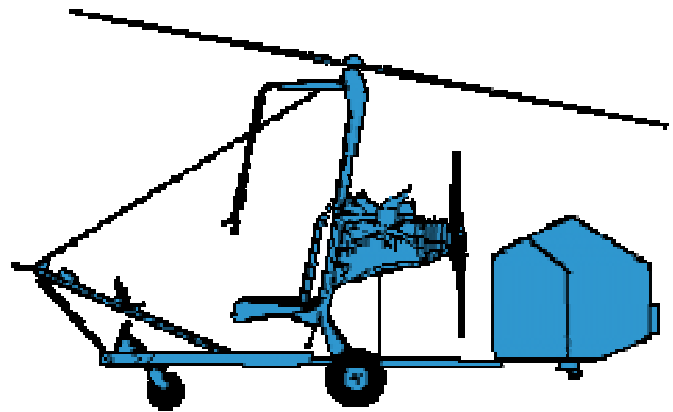
The flight originated at an undetermined time.

According to the operator, the pilot had off-loaded some skiers and had flown down to the base of the mountain to await their arrival.

When the helicopter touched down, the surface of the snow collapsed and the helicopter rolled over. The tail boom was severed and the main rotor blades were destroyed when they struck trees.

Weird or unusual Helicopters.

BENSEN X-25



- The Bensen X-25 was first flown in 1955. It had a seating capacity of — well, 1.
- The empty weight of the aircraft was 247 lbs with a total (Maximum) carrying capacity including itself of only 500 lbs.
- Power was created with a 90 HP 1 Mc Culloch 4318 E.
- V.N.E. is 73 Knots (someone will need to tell me what “V.N.E.” means....)
- Cruising Speed is rated at 39 knots. (my Raptor is faster than this thing)
- Maximum ceiling is not given, but is probably whatever the pilot can withstand without passing out.
- Maximum Range is 87 Nautical Miles. (it’s interesting that they use “Nautical miles” as a rating for range—I wouldn’t be caught out over the water in this contraption)



TriState Helicopter Club
c/o Dale Mercer
6132 Woodcrest Drive
Burlington, Ky 41005

Mark your calendar now for the
March 2001 Meeting
Tuesday the 13th
Slim's Aerodome